



Technical Data

Specification & Capacities

JF990

S.N: _____



55 kW / 75 HP



13kW 17,4HP



0 – 24,4m



WINCH: 6000 kg
HOOK : 21500 kg



EN 12999

[m] [kg]

Draft

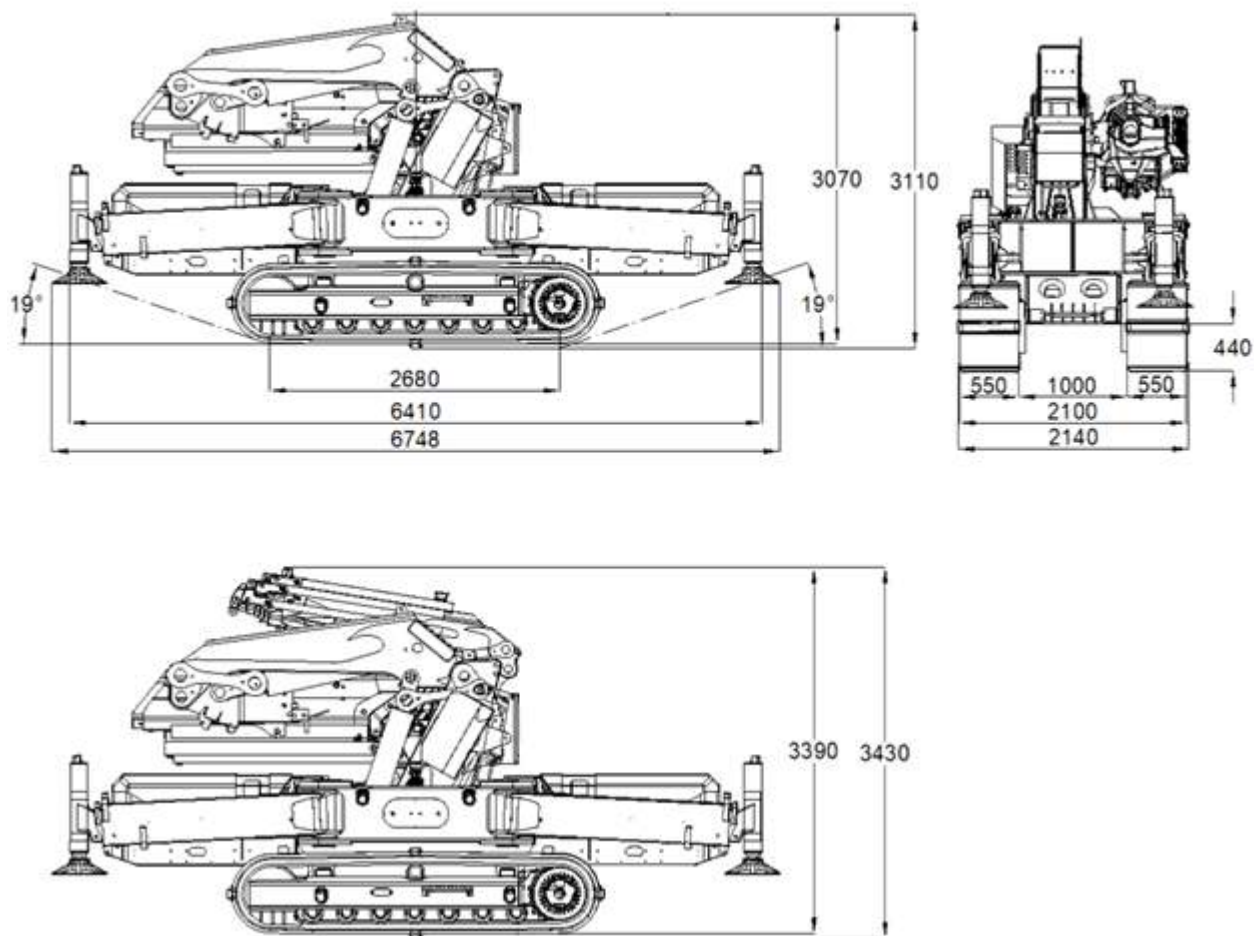
Draft



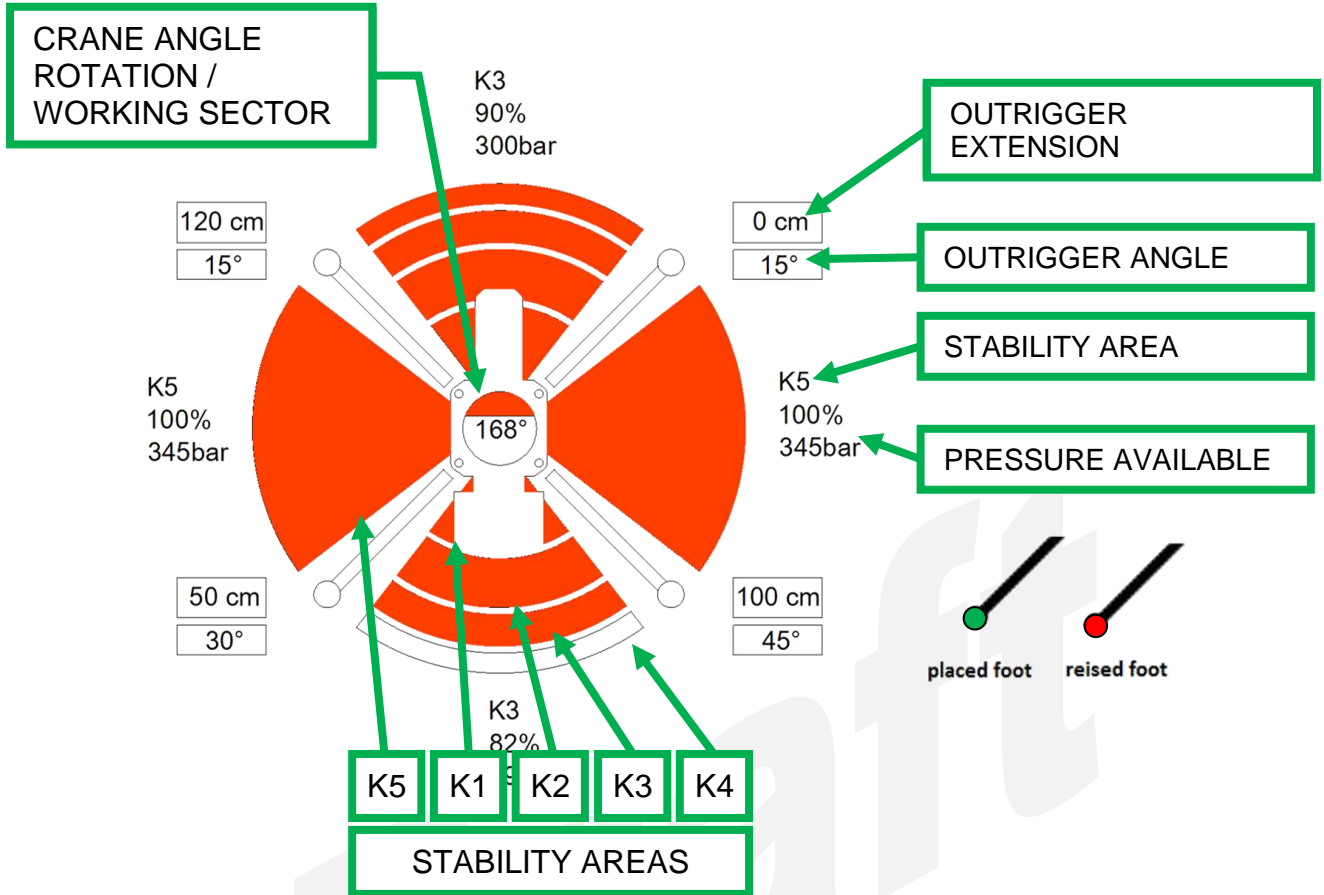
Via Campardone, 1
31014 Colle Umberto – Italy
Tel. +39 0438 1710083
Mail: info@jekko.it
Web: www.jekko.it

Date	Apr.01 st 2018
REV.	Draft 2

JF990 - OVERALL DIMENSIONS



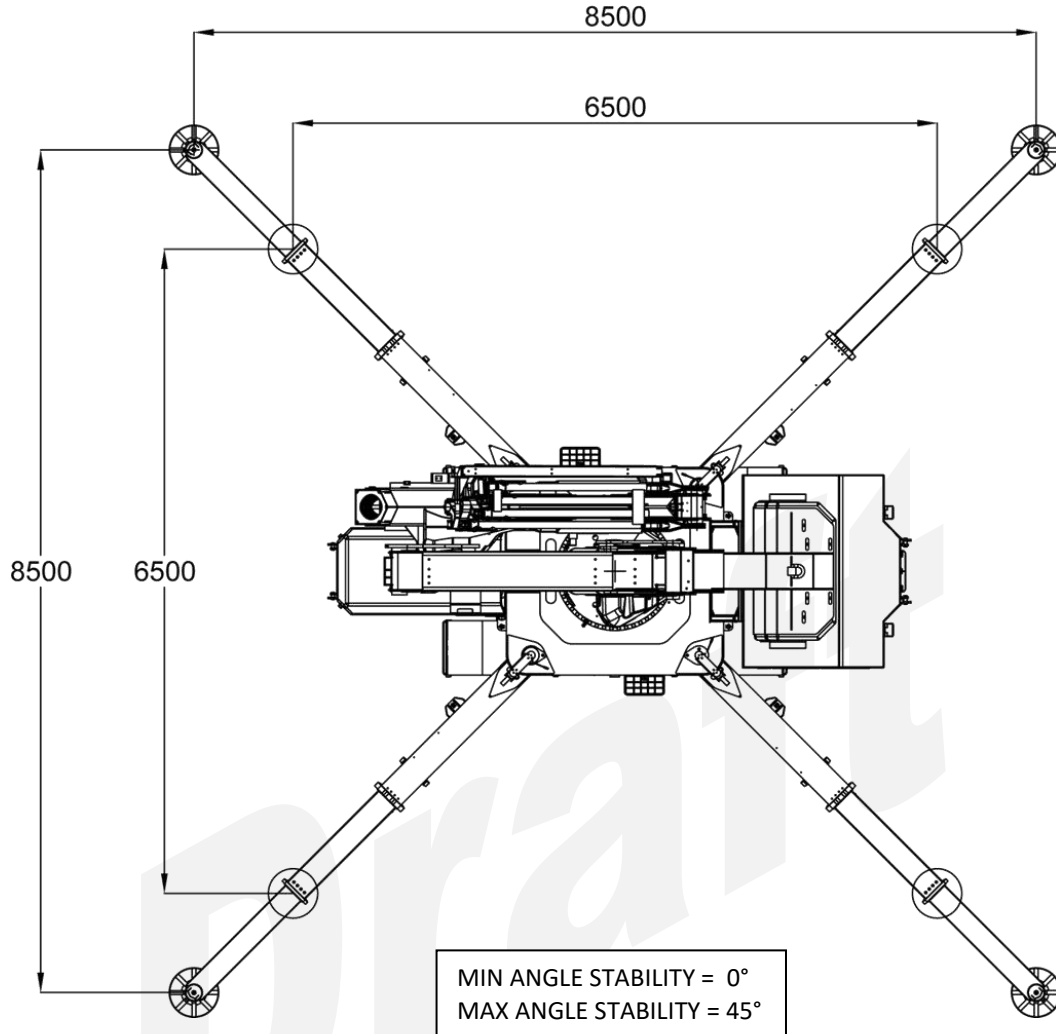
JF990 – STABILIZATION CHART*



*The division in 4 areas is a schematic simplification: software adapts level pressure continuously

	+		=	
20.500 Kg		3.000 Kg		23.500 Kg
	+		=	
20.500 Kg		6.000 Kg		26.500 Kg
	+		=	
20.500 Kg		1.600 Kg		22.100 Kg
	+		=	
3.000 Kg		1.600 Kg		4.600 Kg

JF990 – STABILIZATION AREA



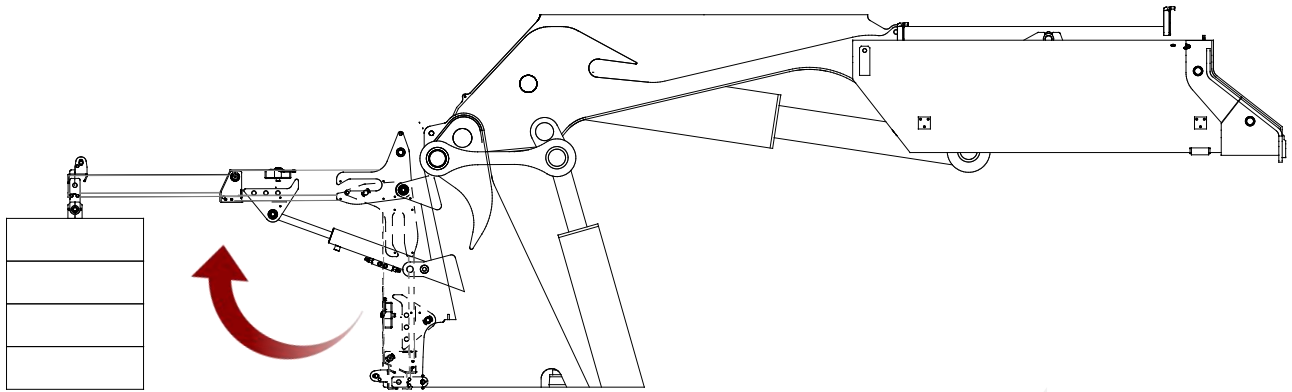
CW MAX PRES.	NO COUNTERWEIGHT	STANDARD (3000 kg)	STANDARD + EXTRA (3000 + 3000 kg)
100%	-	8,5 x 8,5 m	7,25 x 7,25 m
95%	-	8,25 x 8,25 m	7,0 x 7,0 m
75%	8,4 x 8,4 m	6,8 x 6,8 m	5,8 x 5,8 m
55%	6,45 x 6,45 m	5,3 x 5,3 m	4,9 x 4,9 m ¹
49%	6,0 x 6,0 m	4,9 x 4,9 m ²	4,9 x 4,9 m ³

¹: minimum interaxle spacing with outriggers @ 45° (calculated 4,15 x 4,15 m).









²: minimum interaxle spacing with outriggers @ 45°.

³: minimum interaxle spacing with outriggers @ 45° (calculated 3,7 x 3,7 m).














JF990 – COUNTERWEIGHT REMOVAL



Draft

WEIGHTS	Name / version	kg ¹		Name / version	kg ¹	
		JF-990	20500		BWF3000-I	330
					SINGLE FALL	
					DOUBLE FALL	
					TRIPLE FALL	
					STANDARD	3000
					EXTRA	3000
		JIB SINGLE FALL				
		POWERPACK	80			
		L616	1680			
	LOW MARKING PADS	500				

- 1: Dry weight
- 2: Engine continuously working limit
- 3: Static lifting

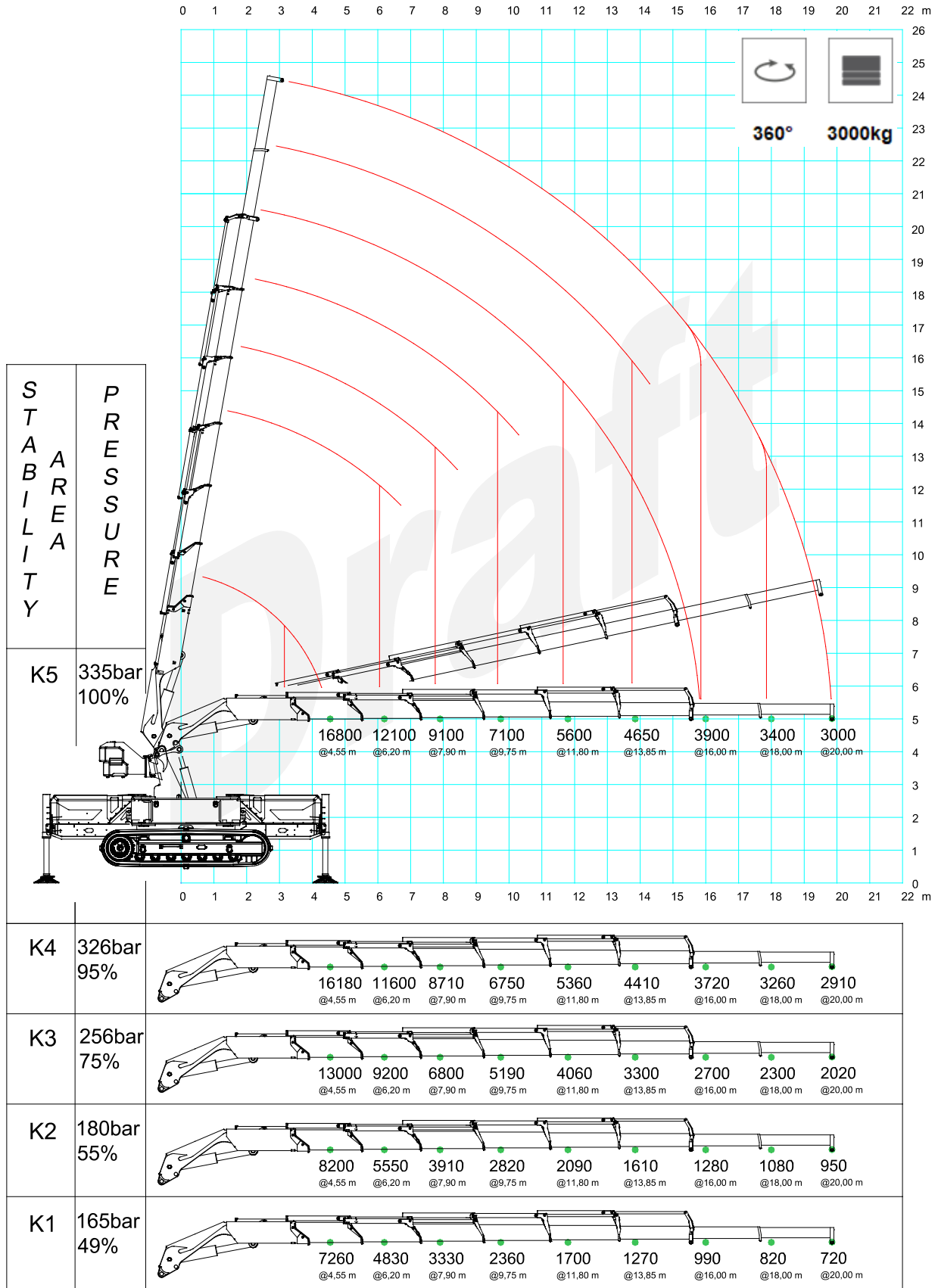
ENGINE		DEUTZ TCD3.6 L4 HT Stage V		
		55 kW / 75 HP		
		DIESEL		
		L	75	
ELECTRIC		400V-3F 13kW 17,4HP		
	HYDRAULIC		ISO 6743-4:HVLP with VG46 viscosity class	
		Working temp	<70°C	
		L	200	
MOVEMENTS		km/h	2,2	
		20° (36%) ²		
		kg/cm ²	0,85	
		kg		
		80°		
		s	Pri: 37 Sec: 39	
		360°		
		rpm	1,0	
	m	28,2		
	s	42		

HOIST PERFORMANCE	Winch	Layer	Max line pull	Standard rope speed	Highest rope speed	
			kg	m/min	m/min	
		1	3870 ¹	45	N/A	
		2	3565 ¹	49	N/A	
		3	3260 ¹	53	N/A	
	Rope	Wire rope	Ø	Total lenght		Max load
			mm	m		kg
		Right lang lay	14			30000
	Hook block	Load	N° of		Block type	
		kg	Sheaves	Lines		
		9000	2	3		Multiple fall block
		6000	1	2		
3000		-	1		Single fall block	

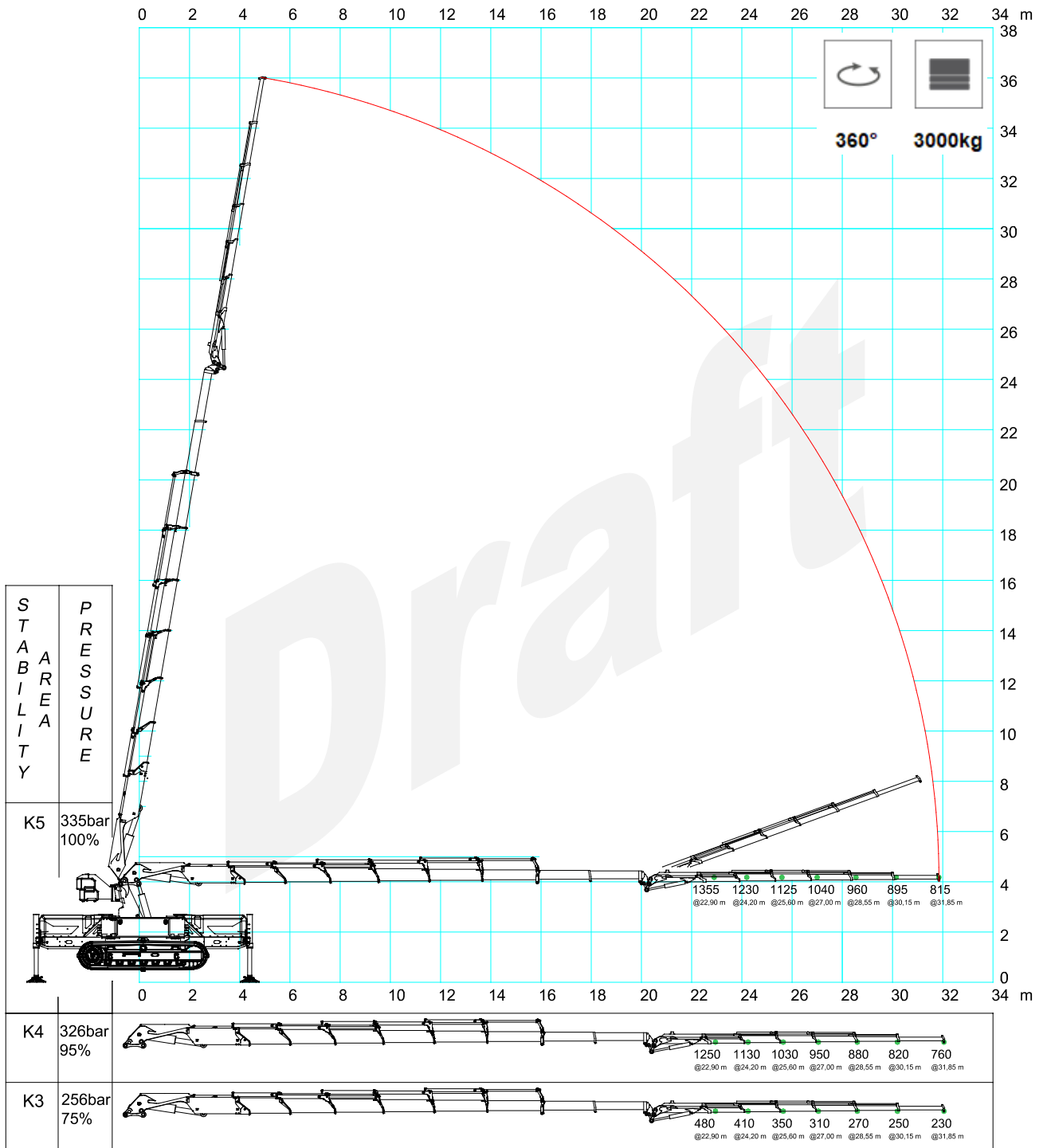
¹:LMI limited at 3000 kg

Draft





















































JF990RA.2.28 with HOOK



JF990RA.2.28 + L616



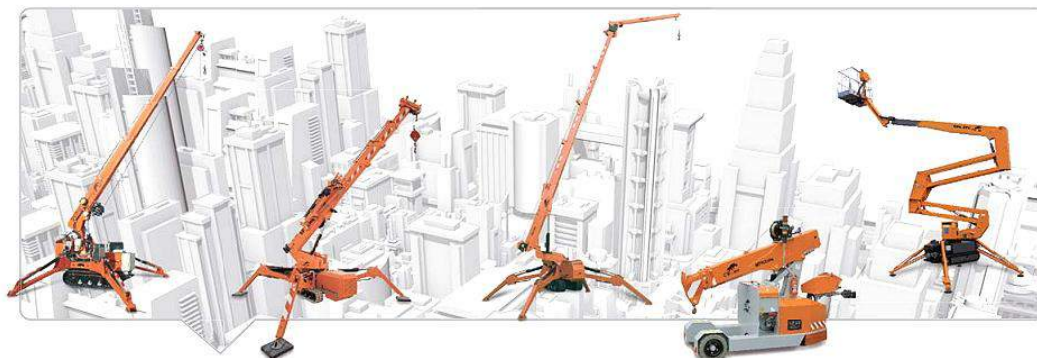
SYMBOLS

 Weight	 Engine	 Boom Angle	 Minipicker
 Counterweight	 Diesel Fuel	 Boom Length	 Back Wheel Loading Point
 Crane	 Petrol Fuel	 Boom Radius	 Front Wheel Loading Point
 Dimensions	 Tank	 Jib on Board	 Working Radius
 Stabilization Area	 kW Power	 Without Jib on Board	 Stabilizing Bar
 Travel Speed	 Battery	 Jib Hook Radius	 EN Standard
 Gradeability	 Lithium Battery	 Jib Length and Angle	 Factory max. load
 Outrigger Load	 Powerpack	 Jib Length	 Building site max. load
 Track Loading	 Main Winch	 Jib Radius	 Maximum inclination of the machinery
 Outriggers Setup	 Hookblock	 Manipulator Length	 Hydraulic oil
 Ext Tracks Width	 Slewing	 Manipulator Radius	 Winter Warm-up Kit
 Chart on Tracks	 Slewing Locked	 Number of vacuum pads	 Horizontal Boom Angle
 Slope	 Outriggers mats	 Grabber	 White Pads for Steel Tracks

REMARKS REFERRING TO LOAD CHART

- HC1 HD5 S2 lifting class according to EN12999:2011 standards.
- Lifting capacities are given in kilograms.
- The weight of the hook blocks and hooks is part of the load and therefore it must be deducted from the lifting capacities.
- Working radii are measured from the slewing centre.
- The lifting capabilities given apply without the winch, the hydraulic activation and any other accessory installed in the boom or jib.
- Subject to modification of lifting capacities.

Blank area for notes.



Draft

DEALER



JEKKO S.r.l. via Campardone, 1 Z.I. 31014 Colle Umberto (TV) Italy
tel. +39 0438 1710083 fax +39 0438 1710123
www.jekko.it - info@jekko.it