









## Accessories list

SL 208 Compact  
 SL 280 Standard  
 SL 380 Midi  
 SL 580 Maxi  
 SL 380 Outdoor  
 SL 380 Outdoor High Lifter  
 SL 608 Outdoor  
 SL 608 Outdoor High Lifter  
 SL 780 Outdoor High Lifter RT  
 SL 400 Sky Lifter

Wheels and ramps																		
	<b>Puncture resistant wheels, outdoor</b>																	
	<b>Non-marking wheel</b> Indoor wheel that leaves no marks on your floor.	Nr. 011724 + 011725	Nr. 001318 + 011616	Nr. 001318 + 011616	Nr. 001300 + 011615	Nr. 001300	Nr. 001300	Nr. 011085	Nr. 011085	Nr. 011085	Nr. 011085	Nr. 011085						
	<b>Wheel cover</b> Wheel cover for non-marking driving indoor. 1 pc.						Nr. 011004	Nr. 011004	Nr. 010999	Nr. 010999	Nr. 010999	Nr. 010999 + 011442						
	<b>Ramp, small</b> Aluminium ramp. Ramp measures 2000 x 650 mm. 1 pc.		Nr. 010316	Nr. 010316														
	<b>Ramp, medium</b> Aluminium ramp. Ramp measures 2500 x 850 mm. 1 pc.	Nr. 010317	Nr. 010317	Nr. 010317	Nr. 010317	Nr. 010317	Nr. 010317	Nr. 010317	Nr. 010317	Nr. 010317	Nr. 010317							
	<b>Ramp, large</b> Aluminium ramp. Ramp measures 3000 x 590 mm. 1 pc. (note that 2 pcs. are required for each machine)											Nr. 011617						
	<b>Alu transport palette</b> Transport palette/ramp for your SmartLift. Ramp measures 900 x 2000 mm. 1 pc.	Nr. 001261	Nr. 001261	Nr. 001261	Nr. 001261	Nr. 001261	Nr. 001261	Nr. 001261	Nr. 001261	Nr. 001261	Nr. 001261							

## Accessories list

SL 208 Compact  
 SL 280 Standard  
 SL 380 Midi  
 SL 580 Maxi  
 SL 380 Outdoor  
 SL 608 Outdoor High Lifter  
 SL 608 Outdoor  
 SL 608 Outdoor High Lifter  
 SL 780 Outdoor High Lifter RT  
 SL 400 Sky Lifter

Suction pads																						
	<p><b>SGF Suction pad Ø125 - Ø400 mm</b>            Standard suction pad especially suited for glass with a completely smooth surface.            Max. load capacity at 2 x 2 pcs. from 75 - 980 kg.            1 pc.</p> <p><i>Contact our sales team for more details.</i></p>																					
	<p><b>SPU Suction pad Ø100 - Ø400 mm</b>            Suction pad suitable for glass with a smooth surface, but can also absorb minor irregularities.            Replaceable rubber.            Max. load capacity at 2 x 2 pcs. from 25 - 880 kg.            1 pc.</p> <p><i>Contact our sales team for more details.</i></p>																					
	<p><b>SPK Suction pad Ø55 - Ø250 mm</b>            Suitable for Paroc-subjects and port elements that have a surface that is not completely smooth.            Replaceable rubber.            Max. load capacity at 2 x 2 pcs. from 15 - 410 kg.            1 pc.</p> <p><i>Contact our sales team for more details.</i></p>																					
	<p><b>FSGPL Bellow Suction pad Ø100 - Ø250 mm</b>            Especially suitable for curved glass with a smooth surface. Can be combined with Flexolink.            Max. load capacity at 2 x 2 pcs. from 20 - 240 kg.            1 pc.</p> <p><i>Contact our sales team for more details.</i></p>																					
	<p><b>Suction pad protection</b>            type 200, 250, 300, or 400.            For suction pad Ø200, Ø250, Ø300, or Ø400 mm.            1 pc.</p>	Nr. 011545	Nr. 010968	Nr. 010968	Nr. 010969	Nr. 010968	Nr. 010968	Nr. 010969	Nr. 010969	Nr. 010969	Nr. 010969	Nr. 010968 + 69	Nr. 010968									
	<p><b>Flexolink</b>            Flexible connectors for curved panes of glass, up to 12° curve.            Nr. 010398 for suction pad up to Ø300 mm.            Nr. 010571 for suction pad larger than Ø300 mm.            1 pc.</p>	Nr. 010398	Nr. 010398	Nr. 010398	Nr. 010571	Nr. 010398	Nr. 010398	Nr. 010398	Nr. 010571	Nr. 010571	Nr. 010571	Nr. 010571	Nr. 010571	Nr. 010398								
	<p><b>Suction pad bracket flex</b>            Adjustable bracket with 200 mm adjustment for suction pads.            1 pc.</p>	Nr. 001173	Nr. 001173	Nr. 001173	Nr. 001174	Nr. 001173	Nr. 001173	Nr. 001173	Nr. 001174	Nr. 001174	Nr. 001174	Nr. 001174	Nr. 001175 + 001174									
	<p><b>Double suction pad bracket flex</b>            With ball joint and suction pad.            Adjustable double bracket, for oval suction pad.            200 mm adjustment.            For curved panes of glass.            Max. load capacity at set of 4 pcs. 400 kg.            1 pc.</p>	Nr. 001297	Nr. 001297	Nr. 001297	Nr. 001298	Nr. 001297	Nr. 001297	Nr. 001297	Nr. 001298	Nr. 001298	Nr. 001298	Nr. 001298	Nr. 001298 + 001299									

16112018/07

# Accessories list



SL 208 Compact  
 SL 280 Standard  
 SL 380 Midi  
 SL 580 Maxi  
 SL 380 Outdoor  
 SL 380 Outdoor High Lifter  
 SL 608 Outdoor  
 SL 608 Outdoor High Lifter  
 SL 780 Outdoor High Lifter RT  
 SL 400 Sky Lifter

Misc. accessories																			
	<b>Extender +105 mm</b> Suction pad extender which is suitable for loads at various levels. 1 pc.	Nr. 001166	Nr. 001166	Nr. 001166	Nr. 001099	Nr. 001166	Nr. 001166	Nr. 001099	Nr. 001099	Nr. 001099	Nr. 001099 + 001328	Nr. 001099							
	<b>Extender +250 mm</b> Suction pad extender which is suitable for loads at various levels. 1 pc.	Nr. 001330	Nr. 001330	Nr. 001330		Nr. 001330	Nr. 001330	Nr. 001321	Nr. 001321	Nr. 001321	Nr. 001321	Nr. 001321 + 001331							
	<b>Flexi Beam</b> A rotary traverse which allows you to align suction pads in a row or place them in other ways. Suitable for use with narrow or e.g. triangular loads. 1 pc.	Nr. 001171	Nr. 001171	Nr. 001171	Nr. 001225	Nr. 001171	Nr. 001171	Nr. 001225	Nr. 001225	Nr. 001225	Nr. 001225	+ DELIVERY TIME							
	<b>Rotatable traverse</b> E.g. for curved glass. Traverse measures 1600 mm. 1 pc.	Nr. 001314	Nr. 001314	Nr. 001314	+ DELIVERY TIME	Nr. 001314	Nr. 001314	+ DELIVERY TIME	+ DELIVERY TIME	+ DELIVERY TIME	+ DELIVERY TIME	+ DELIVERY TIME							
	<b>Profile tube 40 x 40 mm</b> Extension for traverse (SL 208, 280, 380 Midi, 380, 380 HL). L = 50 cm. 1 pc.	Nr. 001306	Nr. 001306	Nr. 001306		Nr. 001306	Nr. 001306												
	<b>Profile tube 50 x 50 mm</b> Extension for yoke (SL 208, 280, 380 Midi, 380, 380 HL) or traverse (SL 580, 608, 608 HL, 608 HL RT, 780). L = 50 cm. 1 pc.	Nr. 001305	Nr. 001305	Nr. 001305	Nr. 001305	Nr. 001305	Nr. 001305	Nr. 001305	Nr. 001305	Nr. 001305	Nr. 001305	Nr. 001305							
	<b>Profile tube 60 x 60 mm</b> Extension for yoke (SL 580, 608, 608 HL, 780). L = 50 cm. 1 pc.				Nr. 001264			Nr. 001264	Nr. 001264	Nr. 001264	Nr. 001264	Nr. 001264							
	<b>Gyro</b> Gyro makes it easy and fast to establish and maintain the yoke in vertical and horizontal position. Can not be retrofitted. Can not be combined with pallet forks.	Nr. 001266	Nr. 001266	Nr. 001266	Nr. 001266	Nr. 001266	Nr. 001266	Nr. 001266	Nr. 001266	Nr. 001266	Nr. 001266	Nr. 001266							

16112018/07

## Accessories list

SL 208 Compact  
 SL 280 Standard  
 SL 380 Midi  
 SL 580 Maxi  
 SL 380 Outdoor  
 SL 380 Outdoor High Lifter  
 SL 608 Outdoor  
 SL 608 Outdoor High Lifter  
 SL 780 Outdoor High Lifter RT  
 SL 400 Sky Lifter






Misc. accessories																			
	<b>Pallet fork</b> Type 300, 500, 500 RT, or 700 Smartlift pallet fork with a max. load capacity of up to 300, 500 or 700 kg.	Nr. 001135	Nr. 001135	Nr. 001135	Nr. 001164	Nr. 001135	Nr. 001135	Nr. 001135	Nr. 001164	Nr. 001164	Nr. 001164	Nr. 001348	Nr. 001113						
	<b>Lifting hook</b> Type 400, 600, 600 RT, or 800 Strong lifting hook with a max. load capacity of up to 400, 600 or 800 kg.	Nr. 001017	Nr. 001017	Nr. 001017	Nr. 001133	Nr. 001017	Nr. 001017	Nr. 001017	Nr. 001133	Nr. 001133	Nr. 001349	Nr. 001132							
	<b>Electric key switch</b>		Nr. 001345	Nr. 001345	Nr. 001345	Nr. 001345	Nr. 001345	Nr. 001345	Nr. 001345	Nr. 001345	Nr. 001345	Nr. 001345							
	<b>Wooden crate</b> 011760: 1850 x 1050 x 1500 mm 011761: 2150 x 1050 x 1500 mm 011762: 2900 x 1200 x 1700 mm 011791: 1300 x 1200 x 1300 mm (internal dimensions)	Nr. 011760	Nr. 011760	Nr. 011760	Nr. 011761	Nr. 011760	Nr. 011760	Nr. 011760	Nr. 011761	Nr. 011761	Nr. 011761	Nr. 011762	Nr. 011791						
 	<b>Special colour</b> Select one or more special RAL colours.	+ DELIVERY TIME	+ DELIVERY TIME	+ DELIVERY TIME	+ DELIVERY TIME	+ DELIVERY TIME	+ DELIVERY TIME	+ DELIVERY TIME	+ DELIVERY TIME	+ DELIVERY TIME	+ DELIVERY TIME	+ DELIVERY TIME	+ DELIVERY TIME						

16112018/07



## Accessories list

SL 208 Compact  
 SL 280 Standard  
 SL 380 Midi  
 SL 580 Maxi  
 SL 380 Outdoor  
 SL 380 Outdoor High Lifter  
 SL 608 Outdoor  
 SL 608 Outdoor High Lifter  
 SL 608 Outdoor High Lifter  
 SL 780 Outdoor High Lifter RT  
 SL 400 Sky Lifter

Misc. accessories		SL 208 Compact	SL 280 Standard	SL 380 Midi	SL 580 Maxi	SL 380 Outdoor	SL 380 Outdoor High Lifter	SL 608 Outdoor	SL 608 Outdoor High Lifter	SL 608 Outdoor High Lifter	SL 780 Outdoor High Lifter RT	SL 400 Sky Lifter
	<b>Cordless remote control Pocket</b> Cordless remote control for selected SmartLift models. Can replace the cable remote control.	Nr. 001158	Nr. 001158	Nr. 001158	Nr. 001158	Nr. 001158	Nr. 001158	Nr. 001158	Nr. 001158			
	<b>Cordless remote control Rocket</b> Cordless remote control for selected SmartLift models. With possibility to add three optional extra functions. Can e.g. be combined with electric rotation or vacuum control.	Nr. 001198	Nr. 001198	Nr. 001198	Nr. 001198	Nr. 001198	Nr. 001198	Nr. 001198	Nr. 001198			
	<b>Battery for radio control system</b> When you have an extra battery, you can operate the controller non-stop without breaks for recharging.										Nr. 010572	Nr. 010572
	<b>Charger for battery (radio controller)</b>										Nr. 011361	Nr. 011361
	<b>Transformer for the charging unit (radio controller)</b> Adaptor for the charger to the current network. (110-240 V, 50-60 Hz).										Nr. 011368	Nr. 011368

16112018/07

## Accessories list

SL 208 Compact  
 SL 280 Standard  
 SL 380 Midi  
 SL 580 Maxi  
 SL 380 Outdoor  
 SL 380 Outdoor High Lifter  
 SL 608 Outdoor  
 SL 608 Outdoor High Lifter  
 SL 780 Outdoor High Lifter RT  
 SL 400 Sky Lifter

Misc. accessories for SL 400 Sky Lifter		SL 208 Compact	SL 280 Standard	SL 380 Midi	SL 580 Maxi	SL 380 Outdoor	SL 380 Outdoor High Lifter	SL 608 Outdoor	SL 608 Outdoor High Lifter	SL 780 Outdoor High Lifter RT	SL 400 Sky Lifter
	<b>Crane adapter Manitou</b> Mounting adapter - to install Sky Lifter on a Manitou.										Nr. 001307
	<b>Quick-change fitting Sky Lifter M2016</b> Mounting set for SL 400 Sky Lifter. Parts with no suspended attachment to the parent machine.										Nr. 001308
	<b>Bearing plate Quick-Change M2016</b> Pre-drilled plate for mounting on SL 400 Sky Lifter. Parts with no suspended attachment to the parent machine.  <i>State serial no. of machine when ordering Quick-Change and hole plates.</i>										Nr. 011462
	<b>Perforated plate</b> Pre-drilled plate for mounting on SL 400 Sky Lifter. Parts with no suspended attachment to the parent machine.  <i>State serial no. of machine when ordering Quick-Change and hole plates.</i>										Nr. 011051
	<b>JCB Quick-Change M2016</b> Quick-change for mounting SL 400 Sky Lifter on machines with Q-fit changer. Can be used for Quick-Change fitting Sky Lifter M2016.										Nr. 001317
	<b>Radio controller for Sky Lifter</b> Additional radio controller for SL 400 Sky Lifter.										Nr. 010977
	<b>Lithium battery</b> When you have an extra battery, you can operate Sky Lifter non-stop without breaks for recharging.										Nr. 010885
	<b>Charger for lithium battery</b>										Nr. 010886

16112018/07